

September Homework

Week 3

1. Writing Practice writing the letter "Bb" using the examples to correctly form each letter. Start at the top of the line for the both letters. Use one finger space between each letter.
2. Beginning Sounds L and T Follow the directions to complete this page. Can you think of other words that begin with the letter L and T?
3. Fall Patterns Cut out the apple and leaf at the bottom of the page and glue in the correct box to complete the pattern. We call this pattern an ABABAB pattern, Draw your own pattern. Can you name your pattern? Find other patterns around your house and name them.
4. Writing Numbers Follow the arrows to trace each number on the first numbers worksheet. Then complete the second sheet of writing numbers using correct spacing.
5. Our Favorites Complete this page with a parent or another adult. Can you think of other favorite things? Were there any favorites that were the same?

*** Please check your child's work for neatness and to see that each page is completed correctly. Continue to read with your child each day and review the parts of the book and review reading left to right. Ask your child to point out different letters and the sounds that each letter makes. Look for any words on the page that are the same. If there are any, ask your child to find them..

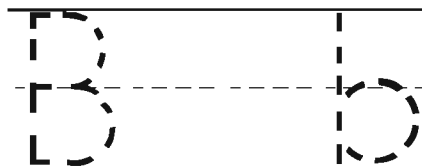
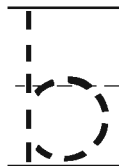
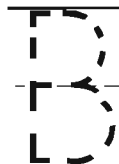
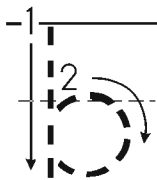
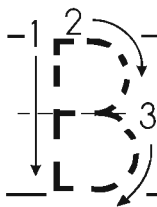


Name _____

Bb




Bear bear








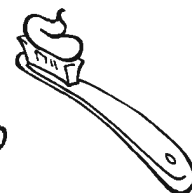
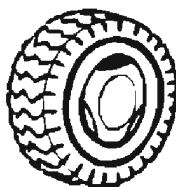

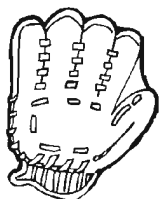
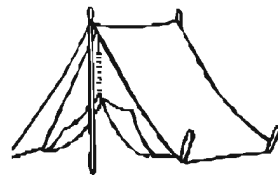


Name _____

Beginning Sounds

L and T



Color the two pictures in each set that begin with the same sound.





Name _____


Fall Patterns




Color, cut and glue to complete the patterns.



Cut out and glue in the correct space.




Draw your own pattern here.



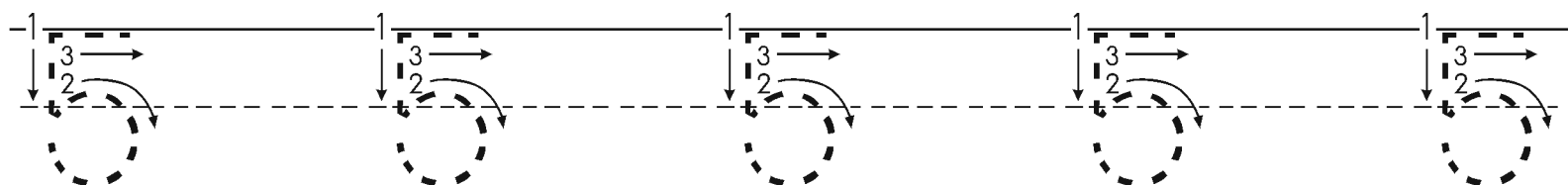
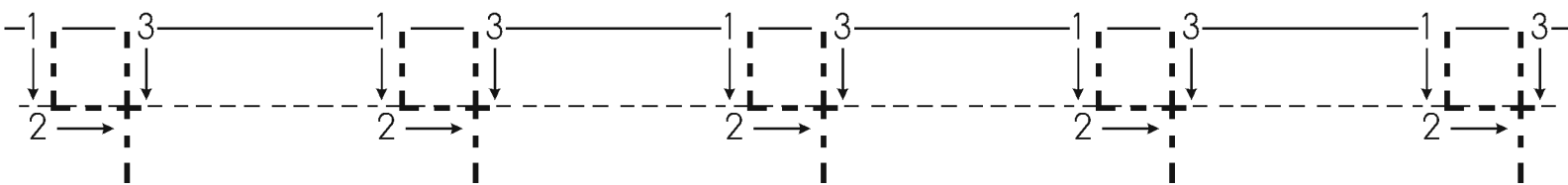
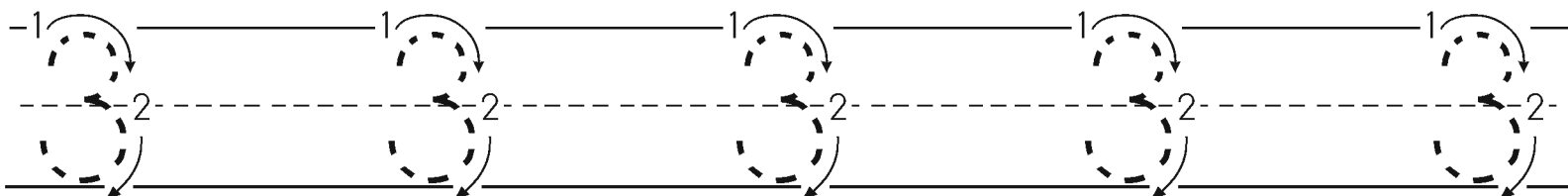
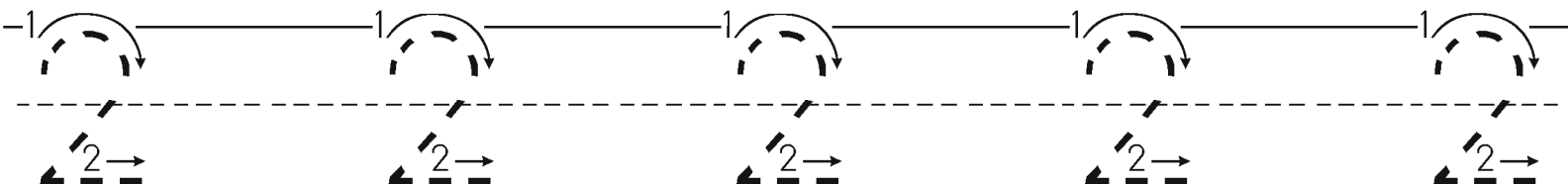
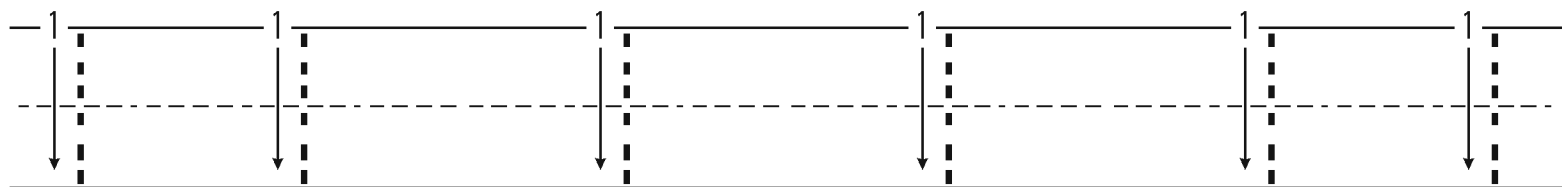
Name _____

Writing Numbers

1 2 3 4 5




Trace each number following the direction of the arrows.



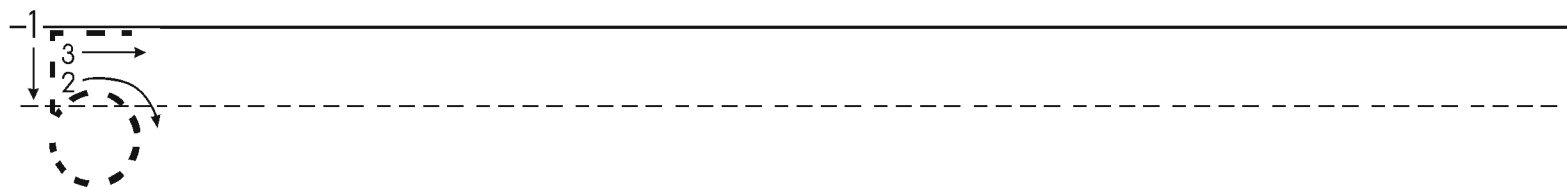
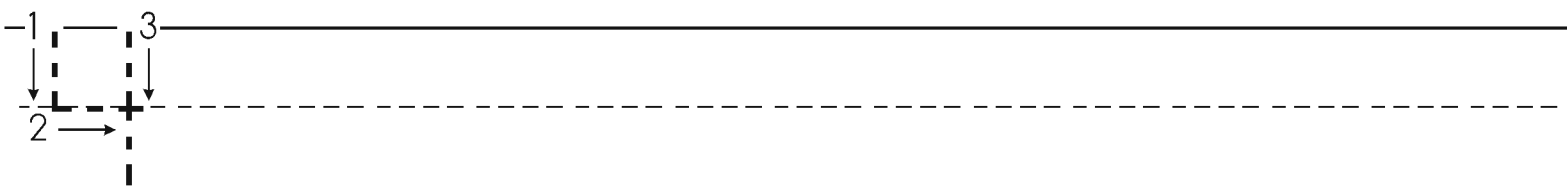
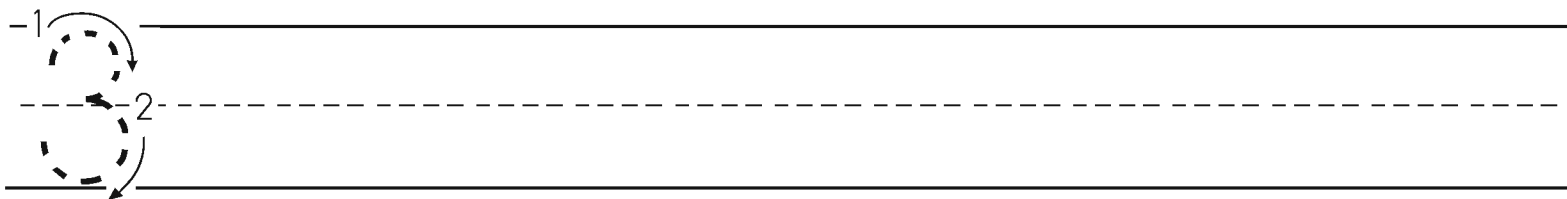
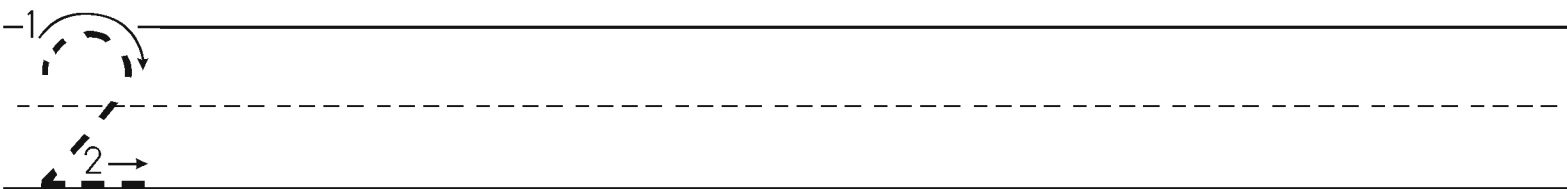
Name _____

Writing Numbers

1 2 3 4 5



Trace the number and write your own numbers.



Name _____



Complete with an adult. Write child's answers on the left and adult's answers on right side.

_____	_____
Child's name	Adult's name
_____	_____
Favorite color	Favorite color
_____	_____
Favorite book	Favorite book
_____	_____
Favorite movie	Favorite movie
_____	_____
Favorite food	Favorite food
_____	_____
Favorite game	Favorite game