

September Homework

Week 4


1. Writing Practice writing the letter "Cc" using the examples to correctly form each letter. Start at the top of the line for the capital C and at the dotted line for the lower-case c letter. Use one finger space between each letter. Please stress neatness.
2. Alphabet Fun Follow the directions given to write the missing letters of the alphabet. Can you sing the Alphabet Song? Practice the sounds that each letter makes.
3. The Best Part About School Please assist your child in completing the sentence telling what he/she likes best about school. Ask your child to illustrate their favorite part of school and encourage details and neatness in the illustration.
4. Counting Paws Follow the directions to complete the page. If your child needs extra practice in writing numbers, use the back of the paper.
5. Developing Literacy Skills #3 Follow the direction as provided. Continue to reinforce these skills as you read each day with your child. These skills will be a big benefit as your child develops reading skills. The best gift you can give your child is the love of reading!

Your assistance in promoting neatness and accuracy in your child's homework is greatly appreciated.

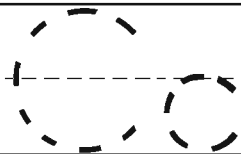
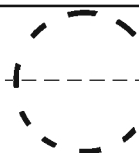
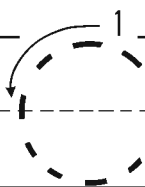


Name _____

Cc



Cat cat



Name _____

Alphabet Fun




Write the missing letters.

A B D E F G I

J L M O P R

S U V X Z




The Best Part About School



The best part about school is







Name _____

Counting Paws



1 2 3 4 5 6 7 8 9 10

Count and write the number in the box.

 <input type="text"/>	 <input type="text"/>
 <input type="text"/>	 <input type="text"/>
 <input type="text"/>	 <input type="text"/>



Name _____

Using a book you have:

- * Open the book that you have with your child sitting next to you. As you read, put your finger under each word.
- * Show your child a picture that describes what you have read.
- * Discuss with your child the pictures and ask your child to tell you who or what is in the pictures.
- * Ask your child to find important characters or anything special in the picture.
- * Review the parts of a book with your child. Ask him/her to identify the front and back cover of the book, the title of the book, the title page and which page you read first in the story.
- * All of these skills will help better prepare your child in learning to read!

Parent or Adult's signature _____